

# got getshopz?

Sam Capodicci  
z/VM Install and Packaging  
s.capodicci@ibm.com



# Section 1

# Introduction

# How to transfer z/VM service files – *without* GetShopz

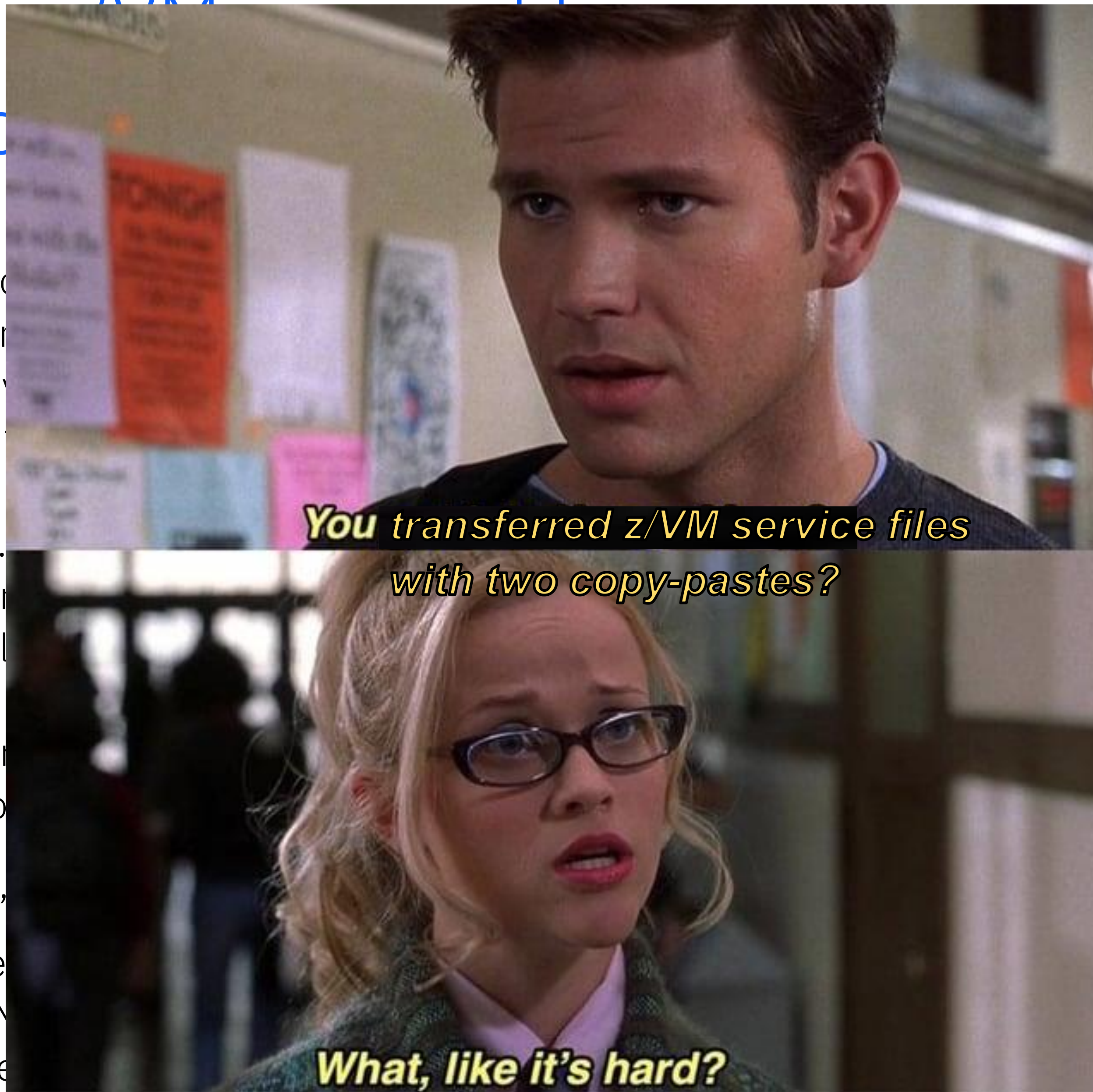
1. Download all files to your local workstation.
2. Determine which are document files and which are service files. Check that all expected envelope files are present.
3. Use the “ftp” command at the command prompt to connect to your VM host.
4. Enter VM login credentials.
5. “cd” to the SFS directory or MDISK you will transfer to.
6. “lcd” to the folder on your local workstation where the service envelope is.
7. Set transfer mode to “binary”.
8. Use “put” to transfer the local file to the workstation. End the FTP session.
9. On VM: Use the “DETERSE” command to uncompress each binary file. Give the service envelope a filetype of SERVLINK.
10. Use VMFPLCD to create a MAP file of your SERVLINK files. Verify that all files are correct, then reset the file with VMFPLCD.

## Restrictions:

- The file type SERVLINK must be used for a de-compacted file that is to be processed by the service utilities.
- Commands that specify specific file formats or record length should not be used.
- It is not possible to FTP to a temporary MDISK on the VM host.
- The MDISK you FTP to cannot be linked in write mode by a user ID on the z/VM host.
- If an ESM (e.g. IBM's RACF/VM) is enabled for the VM TCPIP FTP server then the ESM must be configured to allow the logon ID to access the required minidisks, including the minidisks owned by the logon ID.

# How to transfer z/VM files without GetSharePoint


1. Download all files to your local machine.
2. Determine which are documents and which are binary files. Check that all expected entries are present.
3. Use the “ftp” command at the command prompt on your VM host.
4. Enter VM login credentials.
5. “cd” to the SFS directory on the VM host.
6. “lcd” to the folder on your local machine where the envelope is.
7. Set transfer mode to “binary”.
8. Use “put” to transfer the local files to the VM FTP session.
9. On VM: Use the “DETERSE” command to set the binary file. Give the service name.
10. Use VMFPLCD to create a new link. Verify that all files are correctly transferred.



LINK must be used for a device is to be processed by the system. Specify specific file formats or file types that should not be used. Use the FTP to a temporary MDISK on the VM host. Files cannot be linked in write mode on the z/VM host. If RACF/VM is enabled for the VM then the ESM must be used. The logon ID to access the files must include the minidisks ID.

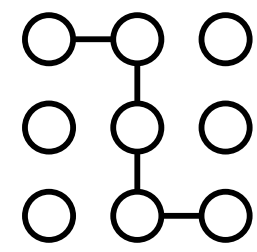
# How to transfer z/VM service files – *with* GetShopz

1. Start GETSHOPZ on CMS.
2. Copy link into browser.
3. Copy credentials or URLs.
4. Paste into input box.
5. Click Submit.
6. *Done.*




# Overview

## Function



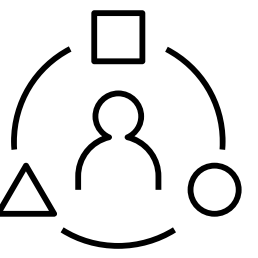
- ✓ Support **Direct-to-Host** Transfer for service ordered through Shopz and ServiceLink
- ✓ Support for **digital signature verification**
- ✓ Provide SERVLINK files on specified CMS disk (such as MAINTvrm 500) **ready-to-apply**
- ✓ Support an **HTTP Tunnel proxy** or an **FTP application proxy** to facilitate secure transfer

## Motivation



- ✓ Direct-to-Host transfer reduces the number of steps (mouse clicks) by **50%**
- ✓ Avoid manual, time-consuming workstation uploads
- ✓ *Copy, Paste, Submit, Done!*

## Audience



- ✓ Clients using Shopz and/or ServiceLink to order z/VM Service
- ✓ Security policy allows **direct connections** from z/VM to IBM
  - ✓ If not: try Workstation Upload

# Shopz

- HTTPS for download
- Easy firewall setup
- Generates a unique URL for download without further authentication
- Links must be copied from Shopz order page into GETSHOPZ web app
- Free and available to all customers
- Includes service, new releases, and licensed programs

## Download U02570160-z/VM 7.4 - 2025-02-06 16.20.33

Download expires on 12 Mar 2025

### z/VM Product Package for installation on 3390 - Disk 2

↓ [Download to your workstation in EDBIN format - \(cd765602.iso\) \(1538.9 MB\)](#)

### z/VM Product Package for installation on SCSI - Disk 2

↓ [Download to your workstation in EDBIN format - \(cd765612.iso\) \(1531.3 MB\)](#)

### z/VM Electronic Product Package for installation on 3390 - Disk 2

↓ [Download to your workstation in EDBIN format - \(cd765622.zip\) \(669.4 MB\)](#)

### z/VM Electronic Product Package for installation on SCSI - Disk 2

↓ [Download to your workstation in EDBIN format - \(cd765632.zip\) \(665.8 MB\)](#)

# ServiceLink

- Secure FTP for automated download
- Complicated firewall setup
- Generates a unique username and password to authenticate FTP download
- Text including credentials must be copied from ServiceLink order page into GETSHOPZ web app
- Paid or bundled service
- Includes only service packages (PTF, RSU)

## Work with orders

[View an order](#)

---

### Order access credentials

Username

Password

### Order update text

SDF Order# B8303291 was Received at 13:26:34 02/12/2025

PLEASE NOTE:

Physically delivered CCSS orders are now shipping from Dublin Ireland.

Please expect an increase in the transit time for delivery.

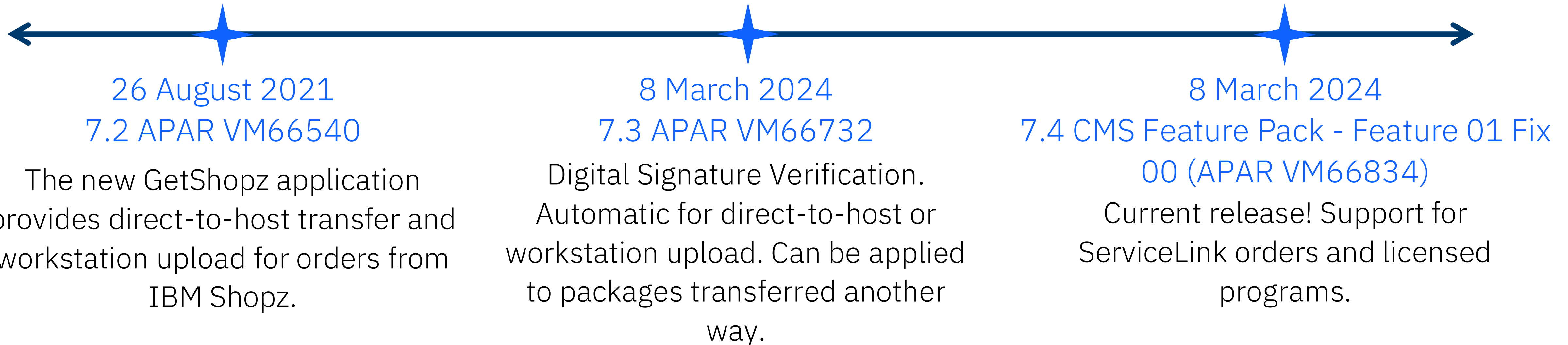
We recommend you please select electronic delivery whenever possible.

\*\*\*\*\* Internet Webpage \*\*\*\*\*

If you have access to the Internet, IBM has a webpage available for you to check the status of your order. The URL is- [https://www14.software.ibm.com/webapp/ssos/order\\_status](https://www14.software.ibm.com/webapp/ssos/order_status)

# Recent Improvements

- ✓ Support for Direct-to-Host transfer of [ServiceLink](#) orders
- ✓ Transfer Shopz orders for [z/VM-related licensed programs](#) (ex. Operations Manager for z/VM, HLASM)
  - ✓ Or transfer them to CMS another way and use the EXTRACT option of GETSHOPZ to extract the contents
- ✓ [FASTFTP](#) option allows for faster transfer on compatible systems
- ✓ Faster, more stable, and more responsive web app



# File Integrity Check and Digital Signature Verification

- ✓ Cover letter (GIMPAF.XML) lists the files in your order and their SHA fingerprints
- ✓ During transfer, each file's fingerprint is computed and compared to the fingerprint in the cover letter
- ✓ Second cover letter (GIMPAF2.XML) contains digital signature to be verified
- ✓ TRANSFER: host name validation of TLS/SSL ensures that the files were downloaded from the IBM download site, and DSV ensures accuracy and completeness
  - ✓ Fingerprint matches = file is genuine
- ✓ WORKSTATION UPLOAD: authenticity of data depends on security of user's workstation and processes. Even without TLS/SSL, DSV offers reassurance of file authenticity.
  - ✓ Similar when using a proxy

# Section 2

# Shopz

## Starting on z/VM

On your 3270 session with z/VM, start the GETSHOPZ program.

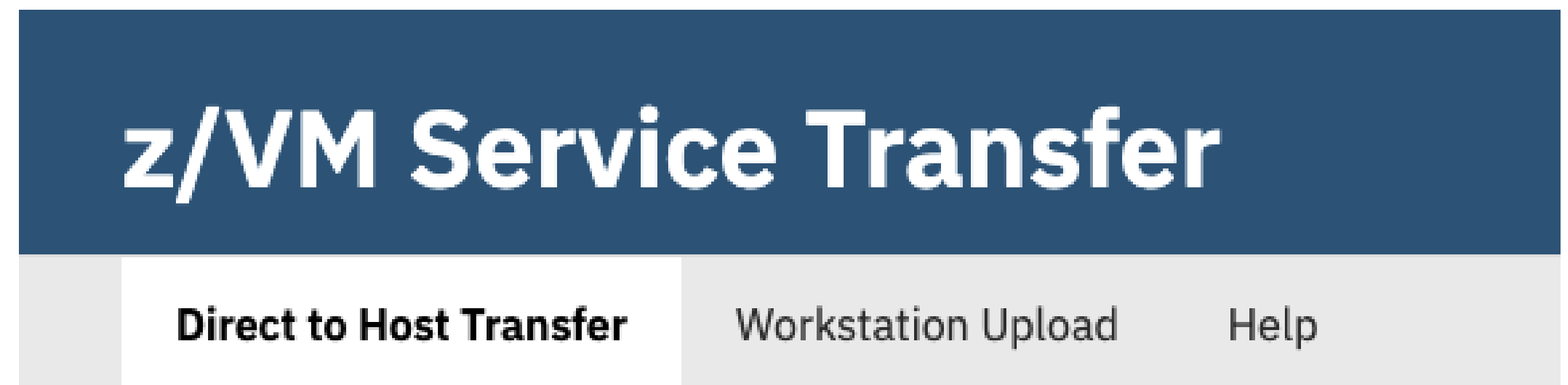
- Recommended to use the MAINT7x0 user ID
- By default, GetShopz is located on the MAINT 193 minidisk.

Open the URL shown in a browser.

- URL is specific to your configuration and stays the same (mostly).

Select [“Direct to Host Transfer”](#) or [“Workstation Upload”](#).

```
File  Options
getshopz
GETSHOPZ 2.2 - 2025-03
Web Interface:
  http://10.10.10.10:10000/
Use PF3 to stop the web interface
```



# Locating Your Order

You will receive an email saying your order is available for download.

Select the order you want to download from “My Orders”.

On the Download page, select the option to [download using HTTPS](#).

**My orders**  
Shopz makes ordering and managing your z Systems software easy.

Shopz **My orders** My preferences My hardware systems My licensed/installed software My downloads

Overview Create new order Draft orders Processing Awaiting approval Completed **Download**

**Download U02292183-Service - 2021-07-26 test docs**

Download expires on 9 Aug 2021

**Packing list for Order# B7036245**

[View Now \(0.018 MB\)](#)

**Installation instructions**

[View now](#)

**RSU Materials for Service Order# B7036245**

[→ Download to your workstation using IBM Download Director](#)

[→ Download to your workstation using HTTPS](#)

# Direct-to-Host Transfer

Right-click to copy [each URL...](#) or use a browser extension to copy multiple links at once.

Paste into the [input area](#) in the center of the GetShopz page. Make sure to start each URL on a [new line](#).

Alternatively: copy the URLs to separate lines in a [text file](#), save the file, and use the “Browse” button to locate it.

After all links are pasted, click [Submit](#) to initiate the transfer.

The screenshot shows a web interface with a navigation bar at the top containing 'Shopz', 'My orders', 'My preferences', and 'My hardware systems'. Below the navigation bar, there are sub-navigation links: 'Overview', 'Create new order', 'Draft orders', 'Processing', and 'Awa'. The main content area features a heading 'Download U02292183-Service - 2021-07-26' and a note 'Download expires on 9 Aug 2021'. A list of four items follows, each with a download icon and text: 'RSU Materials for Service Order# B7036245 (1 of 4) Download to your workstation (0.031 MB)', 'RSU Materials for Service Order# B7036245 (2 of 4) Download to your workstation (44.3 MB)', 'RSU Materials for Service Order# B7036245 (3 of 4) Download to your workstation (0.005 MB)', and 'RSU Materials for Service Order# B7036245 (4 of 4) Download to your workstation (0.003 MB)'. At the bottom, there is a link with a left arrow: 'Return to main download page.'

# z/VM Service Transfer

**Direct to Host Transfer**

Workstation Upload

Help

## Transfer files by URL

This option facilitates the transfer of z/VM service files directly from IBM ShopZ or ServiceLink to your z/VM System.

Paste the Shopz URLs or ServiceLink credentials below, or select file with URLs to transfer:

Browse

Or paste the URLs below:

```
https://deliverycb-bld.dhe.ibm.com/sfdl/v2/edeliver/S015186371/S547o711/2025031273132/PROD/Xa.2/Xb.2M6bqbhMRw4PQHsSAMF2fvI/Xc.S015186371/S547o711/2025031273132/PROD/S0001.SHOPZ.S0873132.SHIPDOC.pax.Z/Xd./Xf.LpR.F1AZ/Xg.13252871/Xi./XY.shopz/XZ.dNC3rpL3hENQzM7QIabbP7pSX_BOF3vs/S0001.SHOPZ.S0873132.SHIPDOC.pax.Z
https://deliverycb-bld.dhe.ibm.com/sfdl/v2/edeliver/S015186371/S547o711/2025031273132/PROD/Xa.2/Xb.2M6bqbhMRw4PQHsSAJuZssw/Xc.S015186371/S547o711/2025031273132/PROD/S0002.SHOPZ.S0873132.SHIPRSU1.pax.Z/Xd./Xf.LpR.F1AZ/Xg.13252871/Xi./XY.shopz/XZ.FH168vM-J2AZUIzWNEpXeWaarSqIhtD/S0002.SHOPZ.S0873132.SHIPRSU1.pax.Z
https://deliverycb-bld.dhe.ibm.com/sfdl/v2/edeliver/S015186371/S547o711/2025031273132/PROD/Xa.2/Xb.2M6bqbhMRw4PQHsSABY8eoY/Xc.S015186371/S547o711/2025031273132/PROD/GIMPAF.XSL/Xd./Xf.LpR.F1AZ/Xg.13252871/Xi./XY.shopz/XZ.DoTIGW1dH9VbgD5VKcQ46OxRsE2bgJYd/GIMPAF.XSL
```

Submit

# Tired of copying links individually?

Use a browser extension to copy Shopz links in batches!

Be sure to configure your extension to copy only the links, without page titles or any other extraneous text.

**RSU Materials for Service Order# B8375810 (1 of 5)**  
↓ Download to your workstation (0.031 MB)

**RSU Materials for Service Order# B8375810 (2 of 5)**  
↓ Download to your workstation (193.0 MB)

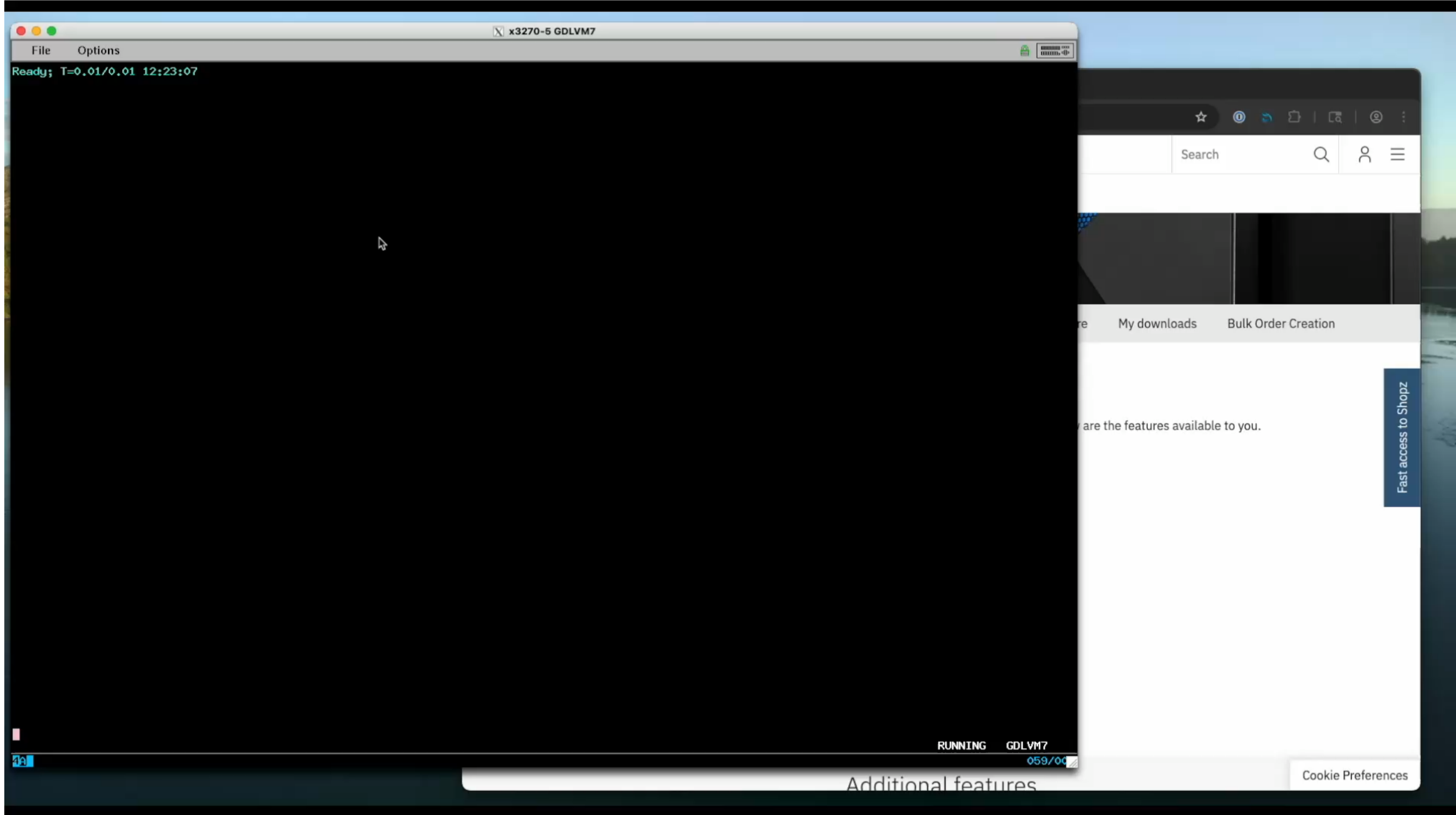
**RSU Materials for Service Order# B8375810 (3 of 5)**  
↓ Download to your workstation (0.005 MB)

**RSU Materials for Service Order# B8375810 (4 of 5)**  
↓ Download to your workstation (0.003 MB)

**RSU Materials for Service Order# B8375810 (5 of 5)**  
↓ Download to your workstation (0.010 MB)

← Return to main download page.

5 URLs to be copied to clipboard



# Workstation Upload

Locate the links on the [Shopz download page](#). Save each file to your workstation.

Drag them from File Explorer into the [upload area](#) in GetShopz or use the “[Browse](#)” button.

Dropping the files starts the upload automatically. You can continue dropping new files while the previous ones upload.

The screenshot shows a user interface with a navigation bar at the top containing four tabs: 'Shopz', 'My orders', 'My preferences', and 'My hardware systems'. Below the navigation bar is a sub-menu for 'My orders' with five items: 'Overview', 'Create new order', 'Draft orders', 'Processing', and 'Awaiting'. The main content area displays a download link for 'Download U02292183-Service - 2021-07-26' with an expiration date of '9 Aug 2021'. Below this, there are four entries for 'RSU Materials for Service Order# B7036245', each with a download icon and a file size: (1 of 4) 0.031 MB, (2 of 4) 44.3 MB, (3 of 4) 0.005 MB, and (4 of 4) 0.003 MB. At the bottom, there is a back arrow and the text 'Return to main download page.'

# z/VM Service Transfer

Direct to Host Transfer

**Workstation Upload**

Help

## Upload files from workstation

This option facilitates the transfer of z/VM service files locally from your computer to the z/VM System.

Drag and drop the service files to the upload area below or select service files to upload:

Browse




# Upload files from workstation

This option facilitates the transfer of z/VM service files locally from your computer to the z/VM System.

Drag and drop the service files to the upload area below or select service files to upload:

Browse



Filename	Size	CMS File	Transfer Rate	Order	Security	Digital Signature Verification
<u>S0002.SHOPZ.S8375810.SHIPRSU1.pax.Z</u>	193.0 MB		90.5 MB			47%
S0001.SHOPZ.S8375810.SHIPDOC.pax.Z	31.5 kB	5810DOC SERVLINK B	31.7 kB	S8375810	Signed	S0001.SHOPZ.S8375810.SHIPDOC.pax.Z
GIMPAF2.XML	9.8 kB	S8375810 GIMPAF2 B	10.0 kB	S8375810	Signed	Signed by IBM Corporation, IBM Code Signing

# Licensed Program Transfer

Operations Manager for z/VM uploaded the traditional way (TRADVRS) vs. through GetShopz.

For the traditional transfer, the files were downloaded to the workstation, transferred manually, and then DETERSE was used on the BIN file.

GetShopz avoided these manual steps to greatly accelerate the process. Note that the final blocks are identical.

Cmd	Filename	Filetype	Fm	Format	Lrecl	Records	Blocks	Date	Time
█	TRADVRS	SERVLINK	B1	V	4005	4917	4256	2025-05-14	15:10:26
	OPMGR	BIN	B1	F	1024	4634	1159	2025-05-14	15:07:34

Cmd	Filename	Filetype	Fm	Format	Lrecl	Records	Blocks	Date	Time
█	GETSHOPZ	LOGFILE	B1	V	56	3	1	5/14/25	15:12:53
	38038010	SERVLINK	B1	V	4005	4916	4256	5/14/25	15:12:48

# Section 3

# ServiceLink

## Starting on z/VM

On your 3270 session with z/VM, start the GETSHOPZ program.

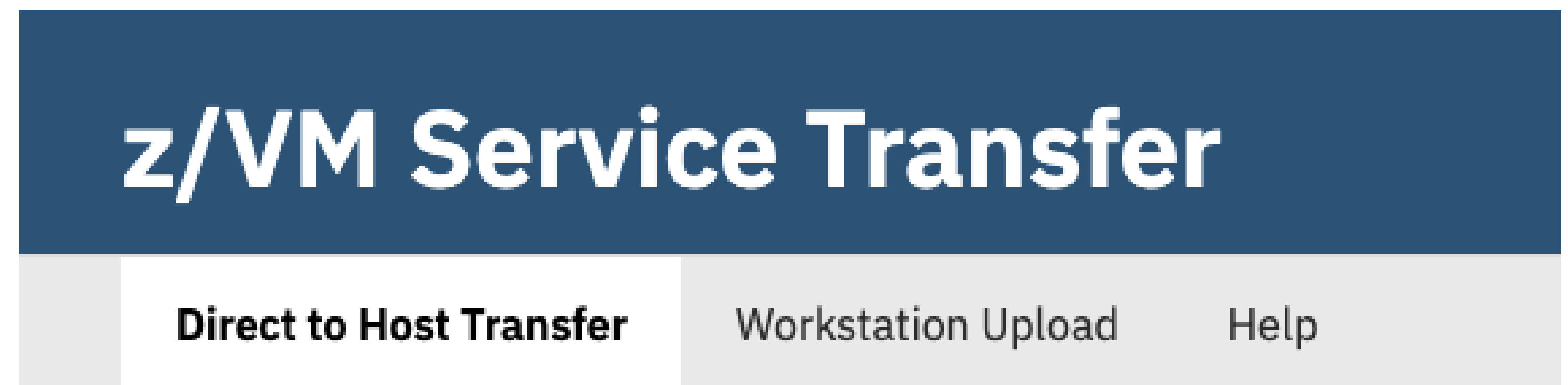
- Recommended to use the MAINT7x0 user ID
- By default, GetShopz is located on the MAINT 193 minidisk.

Open the URL shown in a browser.

- URL is specific to your configuration and stays the same (mostly).

Select [“Direct to Host Transfer”](#) or [“Workstation Upload”](#).

```
File  Options
getshopz
GETSHOPZ 2.2 - 2025-03
Web Interface:
  http://10.10.10.10:10000/
Use PF3 to stop the web interface
```



# Locating Your Order

You will receive an email saying your order is available for download.

Then, under the “[Work with orders](#)” menu option, click the order number to view your credentials.

These are [unique](#) to every order.

← [ServiceLink](#)

- Service Request and Delivery**
- Order PTFs
- Order z/OS
- Order fix
- Order VM ESO
- Order VM RSU**
- Work with orders
- Work with profiles
- Help

- Related links**
- [Automatic Software](#)

## Order VM RSU

This page allows you to order VM recommended service upgrades. Click on a PTF number to browse it, or select PTFs to order, and press Continue.

Total 9 items.

### VM RSU List

	PTF Number	Description	Version	PSP upgrade	PSP subset
<input type="radio"/>	<a href="#">UM97740</a>	Z/VM 7401 RSU	V7R4M0	ZVM740	2401RSU
<input type="radio"/>	<a href="#">UM97730</a>	Z/VM 7304 RSU	V7R3M0	ZVM730	2401RSU
<input type="radio"/>	<a href="#">UM97720</a>	Z/VM 7207 RSU	V7R2M0	ZVM720	2401RSU

← [ServiceLink](#)

- Service Request and Delivery**
- Order PTFs
- Order z/OS
- Order fix
- Order VM ESO
- Order VM RSU
- Work with orders**
- Work with profiles
- Help

- Related links**
- [Automatic Software](#)

## Work with orders

### List of orders

Click on an order number to view it or select one or more orders, then click on View, Output, or Delete.

30 items found

### SRD order list

	Order number	Order type	Submit date	Status
<input type="checkbox"/>	<a href="#">SRD501990</a>	PTF	03/13/2025	Shipped 03/13/2025
<input type="checkbox"/>	<a href="#">SRD501960</a>	PTF	03/10/2025	Shipped 03/10/2025
<input type="checkbox"/>	<a href="#">SRD501919</a>	PTF	03/03/2025	Shipped 03/03/2025

# Direct-to-Host Transfer

Copy the [entire text](#) of the ServiceLink order page.

Paste into the [input area](#) in the center of the GETSHOPZ page.

Alternatively: copy the order details to a [text file](#), save the file, and use the “Browse” button to locate it.

Click [Submit](#) to initiate the transfer.

← [ServiceLink](#)

Service Request and Delivery

Order PTFs

Order z/OS

Order fix

Order VM ESO

Order VM RSU

**Work with orders**

Work with profiles

Help

### Related links

- [Automatic Software Alert Process \(ASAP\)](#)
- [Automatic Status Tracking \(AST\)](#)
- [Service Information Search \(SIS\)](#)

## Work with orders

View an order

### Order access credentials

Username

Password

### Order update text

SDF Order# B8303291 was Received at 13:26:34 02/12/2025

PLEASE NOTE:

Physically delivered CCSS orders are now shipping from Dublin Ireland. Please expect an increase in the transit time for delivery.

We recommend you please select electronic delivery whenever possible.

\*.\*.\*.\*.\*.\*.\*.\*.\*.\* Internet Webpage \*.\*.\*.\*.\*.\*.\*.\*.\*.\*

If you have access to the Internet, IBM has a webpage available for you to check the status of your order. The URL is- [https://www14.software.ibm.com/webapp/ssos/order\\_status](https://www14.software.ibm.com/webapp/ssos/order_status)

ORDER REFERENCE INFORMATION

IBM customer number: [B8303291](#)

IBM order number: B8303291

Refer to the IBM order number when contacting IBM support:

<http://www.ibm.com/support>

Your order will be available for download on the IBM software delivery server through 15 Feb 2025

USERID = [B8303291](#)

DIRECTORY = 2025021203291

SERVER : [deliverycb-bld.dhe.ibm.com](https://deliverycb-bld.dhe.ibm.com)

To access your order directly, go to:

<https://deliverycb-bld.dhe.ibm.com>

Note: You will be prompted for a userid and password to logon to the download server. The password can be obtained by clicking on your order within the "Work with orders" tab in the ServiceLink SRD application.

Click the above link to access and download your order.

When the download is complete, upload the files from your workstation to your VM host. See the following web page for instructions on how to upload and install your order:

<http://www.vm.ibm.com/install/servins7.html>

You may also need to update your firewall rules to add the host names or IP addresses for IBM software download servers.

For more information, see the IBM Support page at:

<https://www.ibm.com/support/pages/node/6580101>

### Order information

Order number

SRD501820

Submit date

02/12/2025

# z/VM Service Transfer

**Direct to Host Transfer**

Workstation Upload

Help

## Transfer files by URL

This option facilitates the transfer of z/VM service files directly from IBM ShopZ or ServiceLink to your z/VM System.

Paste the Shopz URLs or ServiceLink credentials below, or select file with URLs to transfer:

Browse

Or paste the URLs below:

When the download is complete, upload the files from your workstation to your VM host. See the following web page for instructions on how to upload and install your order:  
<http://www.vm.ibm.com/install/servins7.html>  
You may also need to update your firewall rules to add the host names or IP addresses for IBM software download servers.  
For more information, see the IBM Support page at:  
<https://www.ibm.com/support/pages/node/6580101>

Submit



IBM Service Request and Deli x w3 Secure File Transfer - Director x +

deliverycb-bld.dhe.ibm.com/2025052075875/PROD

w3 1-3-9 My Links You & IBM Collaboration Support

## Secure File Transfer

# Secure File Transfer (w3)

/

### Directory list

Name	Size
<a href="#">GIMPAF.XML</a>	2720
<a href="#">GIMPAF.XSL</a>	5040
<a href="#">GIMPAF2.XML</a>	10080
<a href="#">S0001.SHOPZ.S8375875.SHIPDOC.pax.Z</a>	32256
<a href="#">S0002.SHOPZ.S8375875.SHIPRSU1.pax.Z</a>	202309632

### Recent Download History

- S0002.SHOPZ.S8375875.SHIPRSU1.pax.Z  
5.6 MB • Resuming...
- S0001.SHOPZ.S8375875.SHIPDOC.pax.Z  
31.5 KB • Done
- GIMPAF2.XML  
9.8 KB • Done
- GIMPAF.XSL  
4.9 KB • Done
- GIMPAF.XML  
2,720 B • Done
- S8375875.DOC3820  
3.8 KB • Done

Full Download History

May 20 2025 11:36

#### w3 Quick Links

- w3 Search
- You and IBM Global
- BluePages
- w3 Connections
- Sametime Web
- Verse
- 1-3-9
- IBM Client Success Central
- IBM Social Computing Guidelines
- Lighthouse (Practitioner Portal)
- Bluepedia
- Buy on demand
- Technology Adoption Program (TAP)
- Help@IBM

#### www.ibm.com

- Home
- Solutions
- Services
- Products
- Support & downloads
- About IBM
- A Smarter Planet
- ibm.com Connections
- developerWorks
- PartnerWorld
- IBMers past and present
- Customer Support -

# z/VM Service Transfer

Direct to Host Transfer

**Workstation Upload**

Help

## Upload files from workstation

This option facilitates the transfer of z/VM service files locally from your computer to the z/VM System.

Drag and drop the service files to the upload area below or select service files to upload:

Browse



# Section 4

# Output & Further Options

# z/VM Service Transfer

Direct to Host Transfer

Workstation Upload

Help

## Transfer files by URL

This option facilitates the transfer of z/VM service files directly from IBM ShopZ or ServiceLink to your z/VM System.

Paste the Shopz URLs or ServiceLink credentials below, or select file with URLs to transfer:

Browse

Or paste the URLs below:

Submit

Filename	Size	CMS File	Transfer Rate	Order	Security	Digital Signature Verification
S8375875.DOC3820	3.8 kB	S8375875 DOC3820 B	499.58 MB/s		SSL	N/A
GIMPAF.XML	2.7 kB	S8375875 GIMPAF B	864.66 MB/s	S8375875	Signed	Hash Value: <code>3E9D0B3A0D5E44E4F5E4D8E53A4A9E7080010000</code>
GIMPAF.XSL	4.9 kB	S8375875 XSL B	4666.24 kB/s	S8375875	Signed	GIMPAF.XSL
GIMPAF2.XML	9.8 kB	S8375875 GIMPAF2 B	30.75 MB/s	S8375875	Signed	Signed by IBM Corporation, IBM Code Signing
S0001.SHOPZ.S8375875.SHIPDOC.pax.Z	31.5 kB	5875DOC SERVLINK B	747.73 kB/s	S8375875	Signed	S0001.SHOPZ.S8375875.SHIPDOC.pax.Z
S0002.SHOPZ.S8375875.SHIPRSU1.pax.Z	192.9 MB		5423.56 kB/s			31.7% remaining 0:24

# Transfer Status Output

Filename	Size	CMS File	Transfer Rate	Order	Security	Digital Signature Verification
S8332144.DOC3820	3.8 kB	S8332144 DOC3820 A	637.91 MB/s		SSL	N/A
GIMPAF.XML	2.7 kB	S8332144 GIMPAF A	390.62 MB/s	S8332144	Signed	Hash Value: 2E35F5F54E8777F834E885458848A887CC84289
GIMPAF.XSL	4.9 kB	S8332144 XSL A	18.00 MB/s	S8332144	Signed	GIMPAF.XSL
GIMPAF2.XML	9.8 kB	S8332144 GIMPAF2 A	32.23 MB/s	S8332144	Signed	Signed by IBM Corporation, IBM Code Signing
S0001.SHOPZ.S8332144.SHIPDOC.pax.Z	31.5 kB	2144DOC SERVLINK A	685.02 kB/s	S8332144	Signed	S0001.SHOPZ.S8332144.SHIPDOC.pax.Z
<u>S0002.SHOPZ.S8332144.SHIPRSU1.pax.Z</u>	28.6 MB		5738.91 kB/s			43.7% remaining 0:02

Regardless of transfer method, the following column headings appear on the GetShopz web page, the CMS backend, and in GETSHOPZ LOGFILE on CMS:

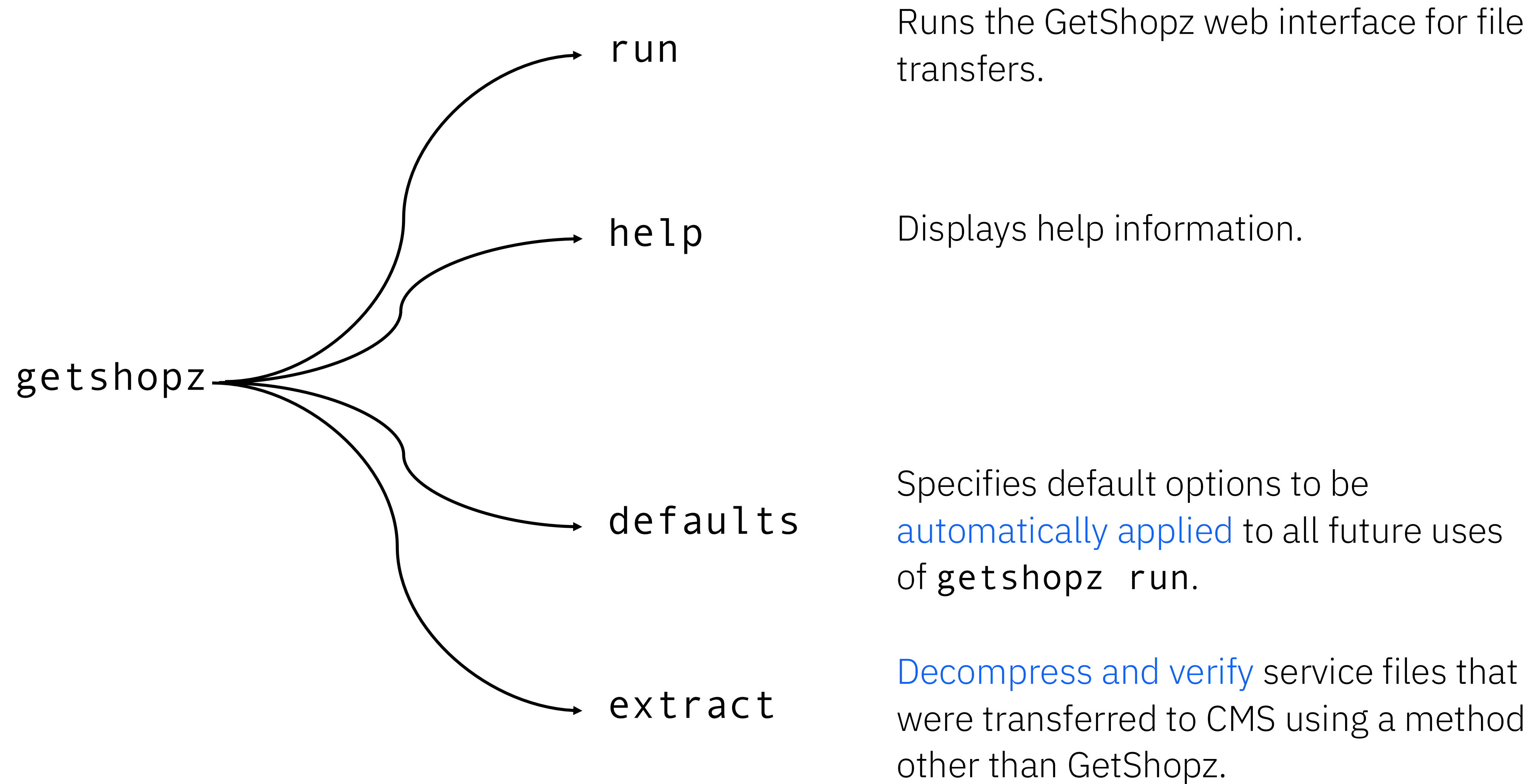
- **Filename**: the fully-qualified name of the file that is being downloaded or transferred.
- **Size**: the size of the compressed file.
- **CMS File**: the decompressed file stored on your CMS disk. CMS file names are chosen such that different orders can be recognized by their order identifiers when multiple orders are stored on the same disk.
- **Transfer Rate**: the average throughput for that file. This is combined with the size of the compressed file to estimate time to completion. Blocking of data at various points in the connection could produce misleading throughput numbers for small files.

# Transfer Status Output

Filename	Size	CMS File	Transfer Rate	Order	Security	Digital Signature Verification
S8332144.DOC3820	3.8 kB	S8332144 DOC3820 A	637.91 MB/s		SSL	N/A
GIMPAF.XML	2.7 kB	S8332144 GIMPAF A	390.62 MB/s	S8332144	Signed	Hash Value: 2E35F5F54E8777F834E885458848A887CC842E9
GIMPAF.XSL	4.9 kB	S8332144 XSL A	18.00 MB/s	S8332144	Signed	GIMPAF.XSL
GIMPAF2.XML	9.8 kB	S8332144 GIMPAF2 A	32.23 MB/s	S8332144	Signed	Signed by IBM Corporation, IBM Code Signing
S0001.SHOPZ.S8332144.SHIPDOC.pax.Z	31.5 kB	2144DOC SERVLINK A	685.02 kB/s	S8332144	Signed	S0001.SHOPZ.S8332144.SHIPDOC.pax.Z
<u>S0002.SHOPZ.S8332144.SHIPRSU1.pax.Z</u>	28.6 MB		5738.91 kB/s			43.7% remaining 0:02

- **Order**: the identifier for which service order a file belongs to, used in the naming of the CMS files. Multiple orders may be transferred in parallel.
- **Security**: the confidence level based on the security measures available to the file that is being uploaded. For service orders, this is most commonly “SSL” or “Signed”. Licensed programs are expected to be “IBM-SSL”. Other files could be “Unknown”, which indicates that code signing is not available for the file (not that the file is corrupted).
- **Digital Signature Verification**: During the transfer, this field shows the completion percentage and estimated time remaining. After the file is transferred, it contains relevant information for each file. The hash value provided with GIMPAF.XML can be compared to the hash value in the order email.

# Four Paths



# Helpful Options

- ✓ `DISK fm` – stores uncompressed files to the specified disk
- ✓ `ISOLATED` – simplifies the web application to run without internet connectivity
- ✓ `PORT num` – specifies the port to use for the web interface; a go-to for connection issues
- ✓ `SECURE` – web interface will use a secure TLS/SSL connection (HTTPS URL)
- ✓ `TOKEN` – token-based authentication when the workstation IP address can't be checked; another go-to if the connection has issues
- ✓ See more in [z/VM 7.4: Service Guide](#)

# References

- ✓ [z/VM 7.4: Service Guide](#)
  - ✓ Part 1, chapter 2: configuration and use
  - ✓ Appendix A: detailed view of command syntax, options, examples
- ✓ <https://www.vm.ibm.com/service/getshopz.html>
- ✓ [Navigating the GetShopz Web Interface](#) (sample screens)
- ✓ [Video Education on GetShopz](#)

# Thank you!

Sam Capodiccì

z/VM Install and Packaging

[s.capodiccì@ibm.com](mailto:s.capodiccì@ibm.com)

[www.linkedin.com/in/sam-capodiccì-b8541323b](https://www.linkedin.com/in/sam-capodiccì-b8541323b)

**IBM**